


## PAYROLL PAYABLES

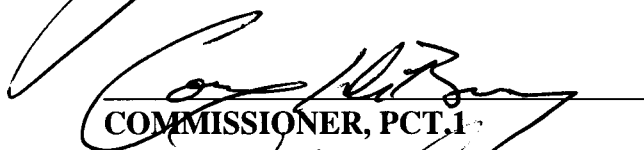
LAMB COUNTY PAYROLL ENDING September 15<sup>TH</sup>, 2017 \$141,840.11

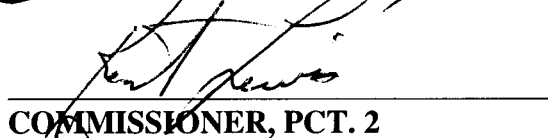
LAMB HEALTHCARE CENTER PAYROLL ENDING September 16<sup>TH</sup>, 2017 \$171,714.65

### COMMISSIONER'S COURT DATE SEPTEMBER 25<sup>TH</sup>, 2017


ALL ITEMS LISTED ABOVE ALLOWED AND ORDERED PAID  
THIS THE 25 DAY OF Sept, 2017

  
\_\_\_\_\_  
COUNTY JUDGE

  
\_\_\_\_\_  
COMMISSIONER, PCT. 1

  
\_\_\_\_\_  
COMMISSIONER, PCT. 2

  
\_\_\_\_\_  
COMMISSIONER, PCT. 3

  
\_\_\_\_\_  
COMMISSIONER, PCT. 4

DEPT: ALL

PAYROLL NO#: 01

P R E L I M I N A R Y

CALC. CT.: 2

PAY PERIOD BEGINNING: 9/02/2017

PAY PERIOD ENDING: 9/15/2017

Lamb County Clerk, Texas  
Commissioners Court Minutes  
Volume 60, Page 498

\*\*\* GRAND TOTALS \*\*\*

| -----EARNINGS----- |          |            | ----BENF/REIMB---- |        | -----DEDUCTIONS----- |       |          | -----TAXES----- |         |            |           |          |
|--------------------|----------|------------|--------------------|--------|----------------------|-------|----------|-----------------|---------|------------|-----------|----------|
| DESC               | HRS      | AMOUNT     | DESC               | AMOUNT | CD                   | ABBV  | EMPLOYEE | EMPLOYER        | DESC    | TAXABLE    | EMPLOYEE  | EMPLOYER |
| E                  | 0.00     | 25,053.78  |                    |        | 100                  | RET   | 9885.66  | 17822.33        | FED W/H | 125,662.89 | 15,116.58 |          |
| SAL                | 0.00     | 2,153.85   |                    |        | 106                  | SECBN | 210.00   |                 | FICA    | 135,758.55 | 8,417.02  | 8417.02  |
| APP                | 0.00     | 10,833.27  |                    |        | 200                  | HEALT | 1954.17  | 29357.02        | MEDI    | 135,758.55 | 1,968.55  | 1968.55  |
| REG                | 3,135.50 | 51,146.93  |                    |        | 203                  | CSCD  |          | 929.52          |         |            |           |          |
| LE                 | 1,545.25 | 31,074.49  |                    |        | 204                  | HLTH  | 178.16   |                 |         |            |           |          |
| LE2                | 40.50    | 0.00       |                    |        | 300                  | NFC   | 611.21   |                 |         |            |           |          |
| LE3                | 79.50    | 0.00       |                    |        | 301                  | NFC A | 52.00    |                 |         |            |           |          |
| PT                 | 285.75   | 3,542.63   |                    |        | 305                  | AFATX | 128.46   |                 |         |            |           |          |
| OT                 | 24.00    | 572.64     |                    |        | 306                  | AFBTX | 558.85   |                 |         |            |           |          |
| PL                 | 217.85   | 3,855.83   |                    |        | 310                  | CANCR | 90.32    |                 |         |            |           |          |
| VAC                | 129.51   | 2,402.62   |                    |        | 400                  | NFL   | 184.77   |                 |         |            |           |          |
| SICK               | 61.84    | 1,146.51   |                    |        | 405                  | CN    | 7.20     |                 |         |            |           |          |
| FMLA               | 42.62    | 756.08     |                    |        | 406                  | NYL   | 278.44   |                 |         |            |           |          |
| AUTO               | 0.00     | 500.00     |                    |        | 407                  | LIFE  | 1.38     |                 |         |            |           |          |
| CELL               | 0.00     | 2,275.00   |                    |        | 408                  | LIFE  | 3.42     |                 |         |            |           |          |
| INS                | 0.00     | 1,004.60   |                    |        | 459                  | FTBRN |          | 285.98          |         |            |           |          |
| UNIF               | 0.00     | 200.00     |                    |        | 460                  | FTBRN |          | 7.05            |         |            |           |          |
|                    | 0.00     | 0.00       |                    |        | 500                  | MDREI | 1049.88  |                 |         |            |           |          |
| SPC                | 0.00     | 1,376.21   |                    |        | 601                  | VISIO | 82.31    |                 |         |            |           |          |
| STS                | 0.00     | 1,272.56   |                    |        | 602                  | VISIO | 95.81    |                 |         |            |           |          |
| CT                 | 159.05   | 2,673.11   |                    |        | 603                  | VISIO | 63.00    |                 |         |            |           |          |
| CE                 | 6.76     | 0.00       |                    |        | 606                  | DENTA | 499.98   |                 |         |            |           |          |
| CES                | 13.00    | 0.00       |                    |        | 607                  | DENTL | 617.60   |                 |         |            |           |          |
|                    |          |            |                    |        | 608                  | DENTL | 266.32   |                 |         |            |           |          |
|                    |          |            |                    |        | 611                  | VISIO | 7.19     |                 |         |            |           |          |
|                    |          |            |                    |        | 612                  | VISIO | 3.34     |                 |         |            |           |          |
|                    |          |            |                    |        | 615                  | STDIS | 3.43     |                 |         |            |           |          |
|                    |          |            |                    |        | 616                  | LTDIS | 8.32     |                 |         |            |           |          |
|                    |          |            |                    |        | 710                  | CS    | 184.62   |                 |         |            |           |          |
|                    |          |            |                    |        | 714                  | CS    | 116.00   |                 |         |            |           |          |
|                    |          |            |                    |        | 750                  | BRPED | 334.62   |                 |         |            |           |          |
| TOTALS:            | 5,741.13 | 141,840.11 |                    | 0.00   |                      |       | 17476.46 | 48401.90        |         |            | 25,502.15 | 10385.57 |

-----DEPARTMENT RECAP-----

| DEPT NO# | GROSS    | REGULAR  | OVERTIME | LEAVE  | OTHER  | BENEFITS | DEDUCTIONS | TAXES  | NET      |
|----------|----------|----------|----------|--------|--------|----------|------------|--------|----------|
| 010-5010 | 504.00   | 504.00   | 0.00     | 0.00   | 0.00   | 0.00     | 60.28      | 49.66  | 394.06   |
| 010-5020 | 3,818.28 | 3,659.03 | 0.00     | 159.25 | 0.00   | 0.00     | 1,042.41   | 420.49 | 2,355.38 |
| 010-5030 | 4,406.63 | 4,278.71 | 0.00     | 27.92  | 100.00 | 0.00     | 464.56     | 996.98 | 2,945.09 |
| 010-5040 | 4,111.03 | 4,068.12 | 0.00     | 42.91  | 0.00   | 0.00     | 615.99     | 700.09 | 2,794.95 |

# LAMB HEALTHCARE CENTER PAYROLL INFORMATION

Lamb County Clerk, Texas  
Commissioners Court Minutes  
Volume 60. Page 499

fax no. 385-6485

**FOR PAYPERIOD ENDING**  
**CHECK DATED**

9/16/17

9/22/17

|                     |                     |                  |
|---------------------|---------------------|------------------|
| GROSS               | \$ 180,506.86       |                  |
| NET                 | \$ 123,511.24       |                  |
| EMPLOYEES' FICA     | \$ 12,983.42        | 941              |
| EMPLOYER'S FICA     | \$ 12,983.42        | 1                |
| FEDERAL WITHHOLDING | \$ 22,236.57        | 17/09            |
| <b>TOTAL TAXES</b>  | <b>\$ 48,203.41</b> | <b>48,203.41</b> |

**DEDUCTIONS:**

|                                    |                     |                |
|------------------------------------|---------------------|----------------|
| A/R - HOSPITAL AND RHC             | \$ 614.79           |                |
| AFLAC                              | \$ 336.18           | SS 20333.70    |
| CAFÉ-HEALTH, GAP, DENTAL, CAFE-V   | \$ 8,842.88         | MED 4755.36    |
| CAFÉ - C, CAFÉ - D, CAFE-U, CAFÉ-L | \$ 1,946.08         | FED 20795.82   |
| CONSECO,UTA,LIBERTY NAT'L,MASA     | \$ 2,023.60         |                |
| LIFE                               | \$ 2,047.05         | 9/27/2017      |
| MEALS                              | \$ 1,592.13         | Acknowl# _____ |
| MISC                               | \$ 1,224.06         |                |
| MONY                               | \$ 17.68            |                |
| HELPING HANDS OF LFD               | \$ 23.00            |                |
| IRA'S AND RETIREMENT LOANS         | \$ 3,108.18         |                |
| <b>TOTAL DEDUCTIONS</b>            | <b>\$ 21,775.63</b> |                |

**TOTAL NET PR AND TAXES**      **\$ 171,714.65**

|                                  |                             |
|----------------------------------|-----------------------------|
| <b>LAMB HEALTHCARE CENTER</b>    |                             |
| CODE NO. 10-190- _____           |                             |
| APPROVED BY:<br><i>Andy Klee</i> | AMOUNT \$ <u>171,714.65</u> |
| ADMINISTRATOR                    | COUNTY JUDGE                |
| _____, 2017                      |                             |
| VENDOR ID _____                  | VENDOR INVOICE              |
| INVOICE ID _____                 | * <u>PPE 9-16-17</u>        |

Run Date: 09/20/17  
Time: 15:27  
FacilityCd

LAMB HEALTHCARE CENTER  
Payroll Register ( Bi-Weekly )  
Pay Period 09/03/17 - 09/16/17 Run# 1

Page 22  
P2REG

Final Summary

| Pay Code Summary   |                      |         |    |    |    | Deductions Summary |    |          |                    |   |                  |
|--|----------------------|---------|----|----|----|--------------------|----|----------|--------------------|---|------------------|
| PayCd  | Description          | Hrs     | OT | SH | WB | HO                 | CB | Gross    | Code               | Amount                                  |                  |
| 1  | REGULAR PAY          | 4234.25 | N  | N  | N  |                    |    | 63286.63 | A/R                | 112.50 A/R-2 62.50 A/R-3                |                  |
| 1  | REGULAR PAY          | 1104.00 | N  | N  | N  | N                  |    | 16736.07 | APLAC              | 336.16 CAFE-C 900.90 CAFE-D 705.31      |                  |
| 1  | REGULAR PAY          | 196.00  | N  | N  | Y  |                    |    | 4654.65  | CAPE-G             | 752.38 CAFE-H 6518.30 CAFE-L 114.87     |                  |
| 1  | REGULAR PAY          | 561.75  | N  | Y  | N  |                    |    | 9661.14  | CAPE-U             | 225.00 CAFE-V 355.62 CONSEC 1769.16     |                  |
| 1  | REGULAR PAY          | 36.25   | Y  | N  | N  |                    |    | 1457.57  | COSTCO             | DENTAL 1216.58 ENPFND 45.00             |                  |
| 1  | REGULAR PAY          | 25.75   | Y  | Y  | N  |                    |    | 837.34   | FROTA              | 22236.57 FICA-M 2460.88 FICA-O 10522.54 |                  |
| 2  | SHIFT 2              | 489.00  | N  | N  | N  |                    |    | 10491.39 | FITNES             | FORDOB 19.05 FOUNDA                     |                  |
| 2  | SHIFT 2              | 55.00   | N  | N  | Y  |                    |    | 1613.53  | FUTA               | GARN 517.27 GIPTSH 254.17               |                  |
| 2  | SHIFT 2              | 172.50  | N  | Y  | N  |                    |    | 3790.79  | GS TAX             | 8.67 HHANDS 23.00 IRA 990.14            |                  |
| 2  | SHIFT 2              | 31.25   | Y  | N  | N  |                    |    | 1404.07  | LEGAL              | 169.85 LIBERT 27.57 LIPE 136.48         |                  |
| 2  | SHIFT 2              | 38.75   | Y  | Y  | N  |                    |    | 1573.86  | LOAN               | 475.40 MASA 184.50 MEALS 1592.13        |                  |
| 3  | SHIFT 3              | 361.25  | N  | N  | N  |                    |    | 8300.40  | MEDRI              | MISC-1 MISC-2                           |                  |
| 3  | SHIFT 3              | 47.75   | N  | N  | Y  |                    |    | 1436.28  | MISC-3             | MISC-4 MONY 17.68                       |                  |
| 3  | SHIFT 3              | 126.75  | N  | Y  | N  |                    |    | 2885.66  | N FARM             | 1188.58 NATL W 18.96 NEWYOR 214.71      |                  |
| 3  | SHIFT 3              | 35.50   | Y  | N  | N  |                    |    | 1212.84  | Other              | PARTY PHONE                             |                  |
| 3  | SHIFT 3              | 70.75   | Y  | Y  | N  |                    |    | 3510.97  | RELAY              | RSERV RHC AR 439.79                     |                  |
| B  | CALL BACK            | 121.75  | N  | 1  | N  | N                  | Y  | 3460.25  | S FARM             | 418.78 STUDEN TRAMBU 45.00              |                  |
| B  | CALL BACK            | 1.00    | N  | 1  | N  | Y                  | Y  | 30.46    | TEXAS              | 50.49 TSA-A 1642.64 TSHIRT 56.50        |                  |
| B  | CALL BACK            | 8.00    | N  | 3  | N  | Y                  |    | 173.80   | U.T.A.             | 42.37 UNIFOR 127.60 UNITED              |                  |
| C  | ON CALL              | 768.00  | N  | N  | N  | N                  |    | 768.00   | VISION             |   |                  |
| C  | ON CALL              | 1374.00 | N  | 1  | N  | N                  |    | 1374.00  |                    |   |                  |
| F  | FUNERAL LEAVE        | 12.00   | N  | 1  | N  | N                  |    | 223.68   |                    |   |                  |
| I  | HEALTH INS ALLOWANCE |         | N  | N  | N  | N                  |    | 600.00   |                    |   |                  |
| J  | JURY DUTY            | 3.00    | N  | 1  | N  | N                  |    | 77.25    |                    |   |                  |
| K  | WEEKEND COVERAGE     | 1.00    | N  | 1  | N  | N                  |    | 800.00   |                    |   |                  |
| L  | TRANSCRIPTION LINE   |         | N  | N  | N  | N                  |    | 594.01   |                    |   |                  |
| M  | MEETING              | 1.00    | N  | 1  | N  | N                  |    | 50.00    |                    |   |                  |
| O  | COUNTY JAIL VISITS   |         | N  | N  | N  | N                  |    | 1000.00  |                    |   |                  |
| R  | RETRO PAY            |         | N  | N  | N  | N                  |    | 199.26   |                    |   |                  |
| S  | EXTENDED TIME OFF    | 149.49  | N  | 1  | N  | N                  |    | 1964.82  |                    |   |                  |
| V  | PAID TIME OFF        | 20.00   | N  | N  | N  | N                  |    | 508.00   |                    |   |                  |
| V  | PAID TIME OFF        | 870.46  | N  | 1  | N  | N                  |    | 15284.79 |                    |   |                  |
| e  | EDUCATION            | 24.25   | N  | 1  | N  | N                  |    | 467.15   |                    |   |                  |
| Grand Totals: 10940.45                                       |                      |         |    |    |    |                    |    |          | ( Gross: 180506.86 | Deductions: 56995.62                    | Net: 123511.24 ) |
| Checks Count:- FT 99 PT 6 Other 16 Female 104 Male 17 Credit |                      |         |    |    |    |                    |    |          | OverAmt 11         | ZeroNet                                 | Term Total: 121  |

RUN DATE:09/19/17  
TIME:14:54

LAMB HEALTHCARE CENTER  
CHECK REGISTER  
09/06/17 THRU 09/08/17

PAGE 1  
GLCKREG

Lamb County Clerk, Texas  
Commissioners Court Minutes  
**Volume 60, Page 501**

BANK--CHECK-----  
CODE NUMBER DATE AMOUNT PAYEE

LHC  
09/25/17  
\$186,807.17

|         |        |          |          |                                |
|---------|--------|----------|----------|--------------------------------|
| AIM *   | 000213 | 09/08/17 | 3,152.60 | MASS MUTUAL                    |
| AIM *   | 010148 | 09/08/17 | 404.77   | OFFICE OF THE ATTORNEY GENERAL |
| AIM     | 128939 | 09/08/17 | 75.00    | HSA BANK                       |
| AIM     | 128940 | 09/08/17 | 150.00   | PLAINS CAPITAL BANK            |
| TOTALS: |        |          | 3,782.37 |                                |

3,782.37 PAYROLL A/P  
183,024.80 AP LIST  
186,807.17 AP TOTAL









RUN DATE: 09/19/17  
TIME: 17:16

LAMB HEALTHCARE CENTER  
AP UNPAID INVOICES BY DAY  
NEXT CHECK DATE=09/25/17

PAGE 4  
AP:INPY

Lamb County Clerk, Texas  
Commissioners Court Minutes  
**Volume 60, Page 505**  
NO-PAY

| DUE DATE | VENDOR NUMBER NAME                 | PAY CODE | INV. DATE | INV. NUMBER    | AMOUNT               | DISC      |           |              |
|----------|------------------------------------|----------|-----------|----------------|----------------------|-----------|-----------|--------------|
|          | 28505 CARDINAL HEALTH PHARM 728505 |          | 09/15/17  | 728505 9/15/17 | 24831.81             | .00       |           |              |
|          |                                    |          |           |                |                      |           | 24831.81  |              |
|          |                                    |          |           |                |                      |           | 183024.80 | .00 09/25/17 |
|          |                                    |          |           |                | PROGRESSIVE GROSS    | 183024.80 |           | .00          |
|          |                                    |          |           |                | PROGRESSIVE DISCOUNT |           |           | .00          |
|          |                                    |          |           |                | PROGRESSIVE NET      | 183024.80 |           |              |

STOPPED AT THE NEXT CHECK DATE